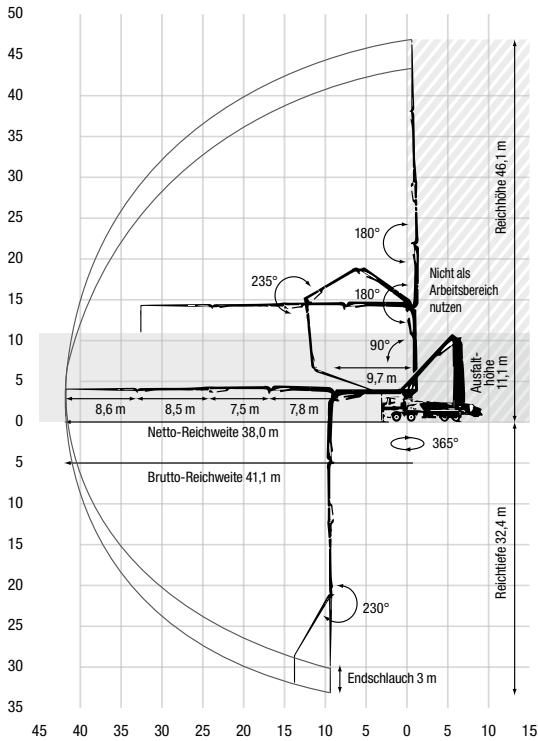
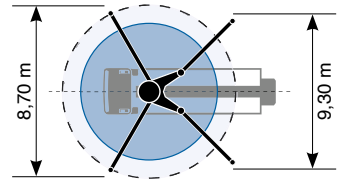


47 Meter

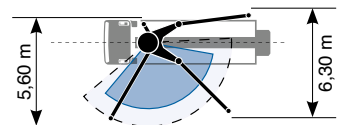
Betonpumpe



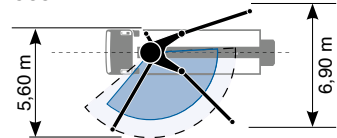
Standard



ESC



OSS



Technische Daten

Pumpe:	47 m
Ausleger:	5-teilig
Höhe zusammengefasst:	4,00 m
Ausfalthöhe:	9,50 m
Abstützbreite:	5,60 – 9,30 m
Gesamtgewicht:	40,00 t

