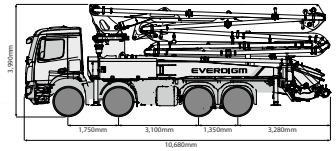
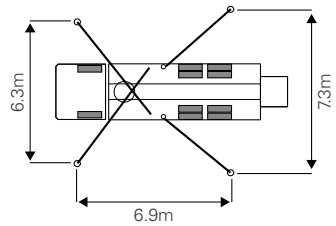
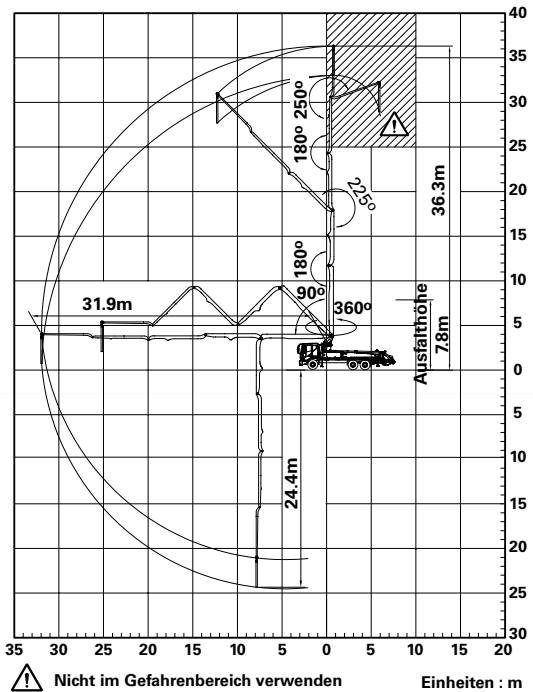


37 Meter

Betonpumpe



Technische Daten

Pumpe:	37 m
Ausleger:	5-teilig
Höhe zusammengefaltet:	4.00 m
Ausfalthöhe:	7.80 m
Abstützbreite:	6.30 – 7.30 m
Gesamtgewicht:	32.00 t