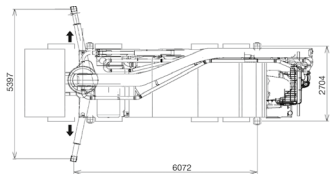
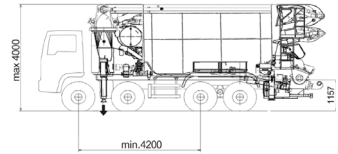
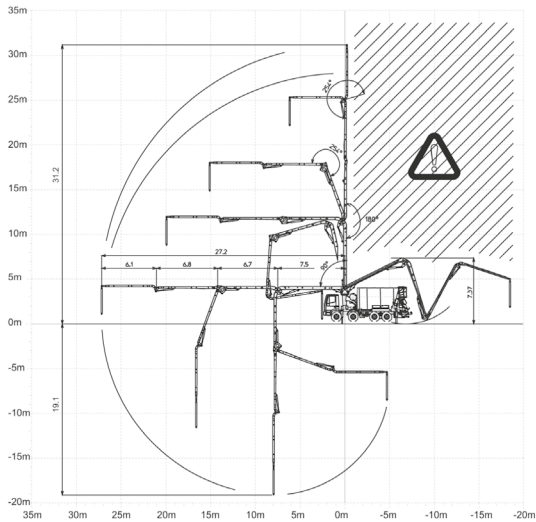


Air Power Pumpe



Technische Daten

Pneumatische Förderanlage:	4-teilig
Ausleger:	30 m
Bauhöhe der Pumpe:	4.00 m
Leistung:	bis 35.00 m ³ /h
Gesamtgewicht:	33.00 t